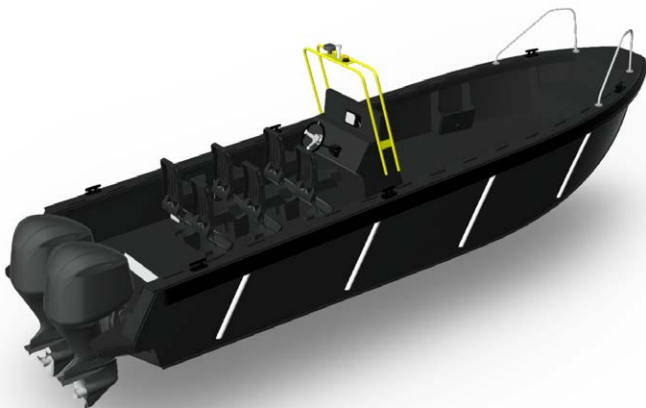




## RBB 900 Crew tender, patrol survey



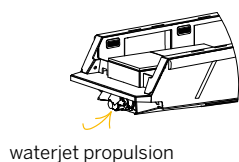
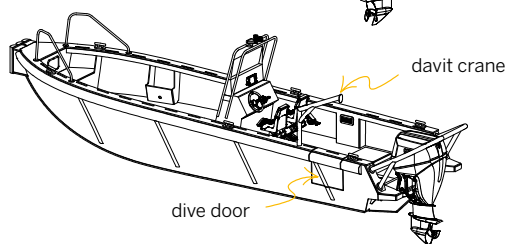
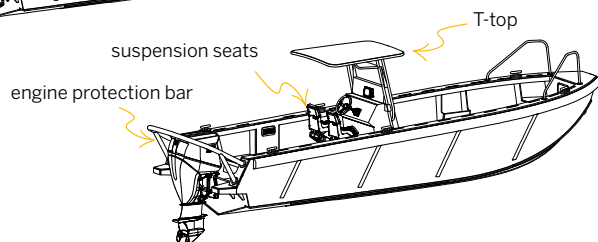
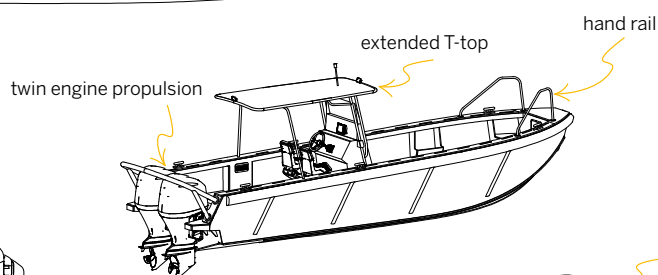
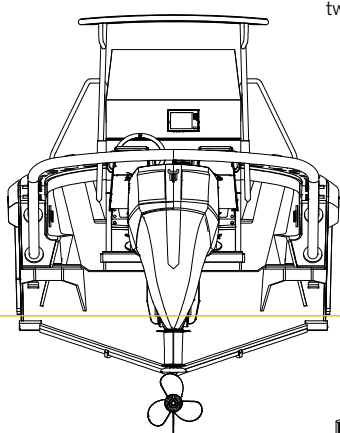
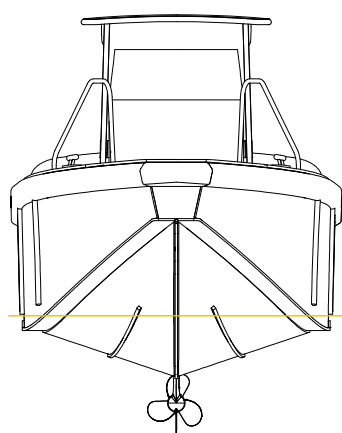
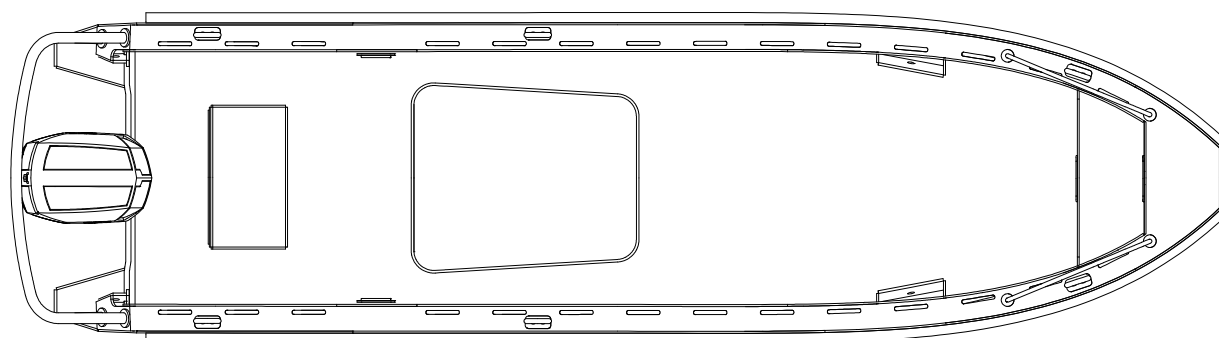
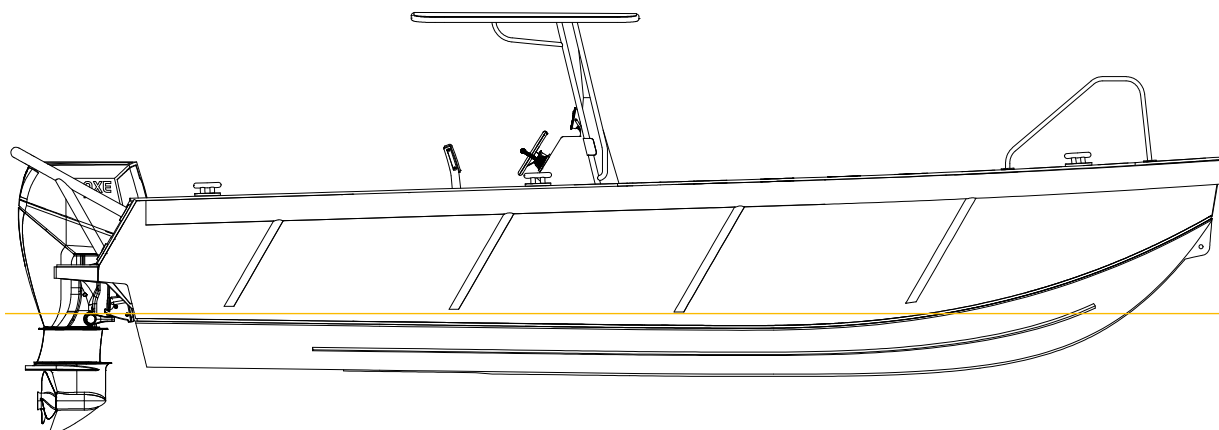
The RBB 900 is our midsize centre console workboat. Our customers use this 9-metre workboat for dive support, surveying, patrolling and crew tendering. The unsinkable HDPE hull has a flexible layout to accommodate all your requirements: dive door, push bow, towing bit etc. The boat can be equipped with all modern navigation and communication equipment and is fully trailerable.



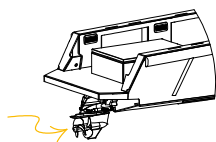
Scan and configure your own boat

<b>Layout</b>	Cabin
<b>Task</b>	Patrol, crew tender
<b>LOA</b>	9.10 m
<b>BOA</b>	2.50 m
<b>Draft</b>	0.30 m
<b>Weigt</b>	2000 kg
<b>Payload kg</b>	900 kg
<b>Engine</b>	1 or 2
<b>Propulsion</b>	Outboard/waterjet/sterndrive
<b>Fuel</b>	Gasonline or diesel
<b>Power</b>	Max 300 hp (400kg)
<b>Tank liter</b>	450 liter
<b>Speed</b>	42 knots
<b>Range nm</b>	400 nm (diesel)
<b>Seats (opt)</b>	4 - 10
<b>Transport</b>	Trailerable
<b>Transport</b>	Fits in 40ft high cube container

# RBB 900 Crew tender, patrol survey



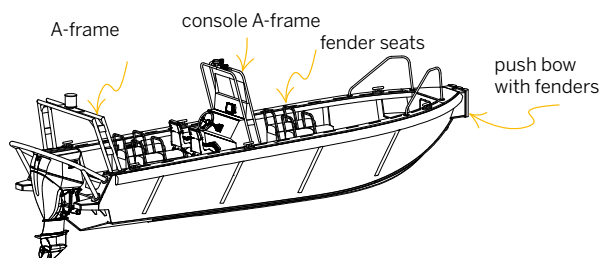
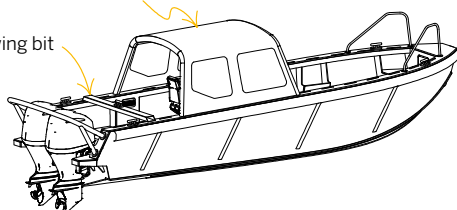
waterjet propulsion



sterndrive propulsion

inflatable cabin

towing bit



## WORKSHOP/SHOWROOM

Schelphoek 115  
1621 MK Hoor  
The Netherlands

## TIDEMANSBOATS.COM

+31 229 245 999  
+31 6 29 20 05 17  
info@tidemanboats.com

