



RBC 1200 Pilot boat



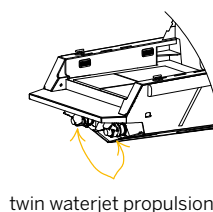
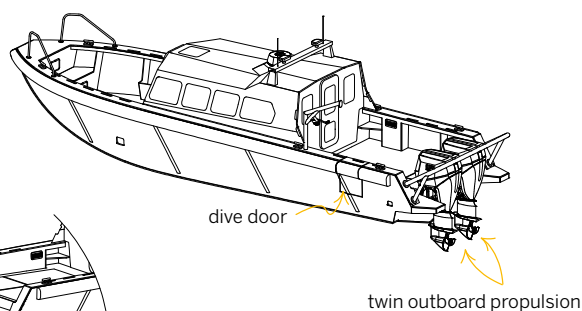
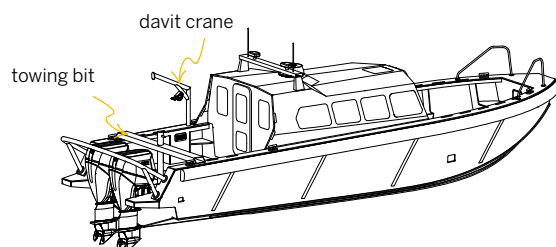
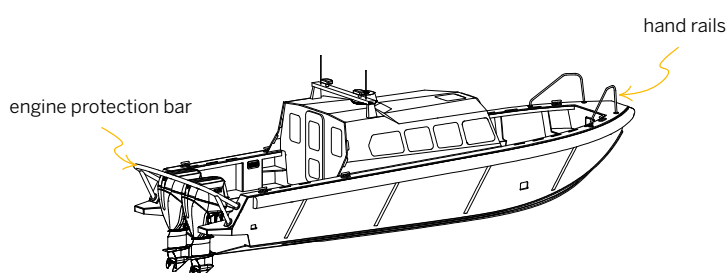
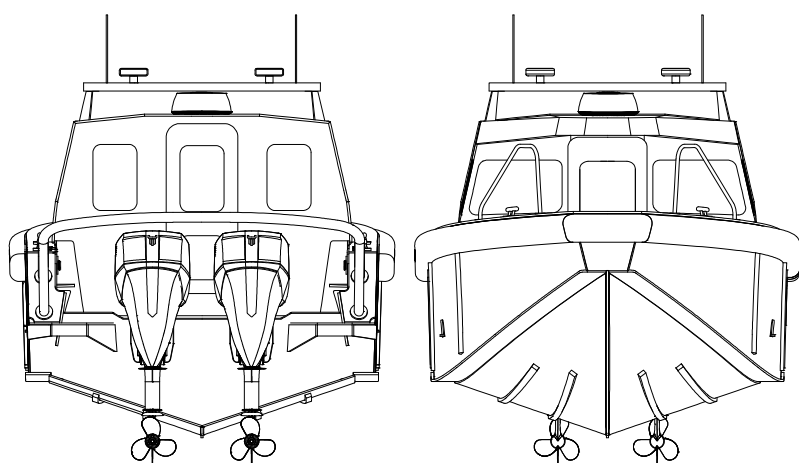
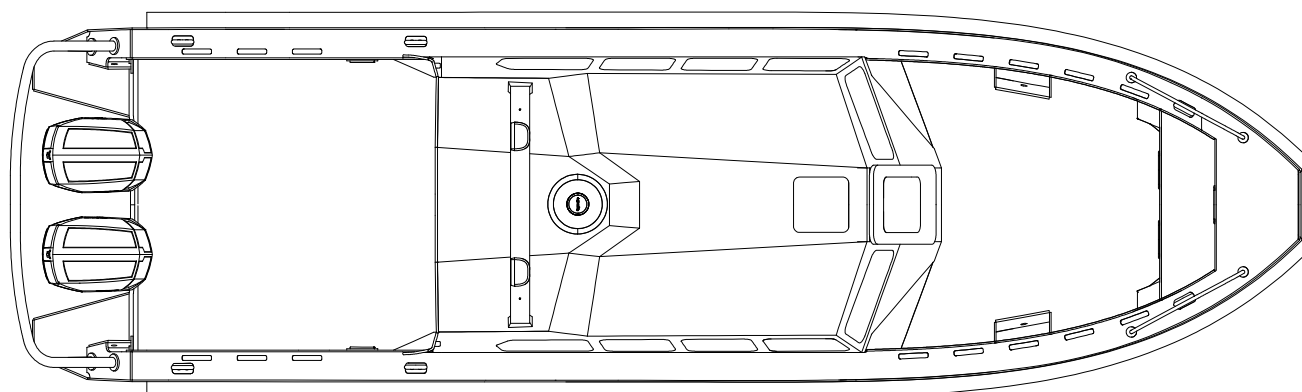
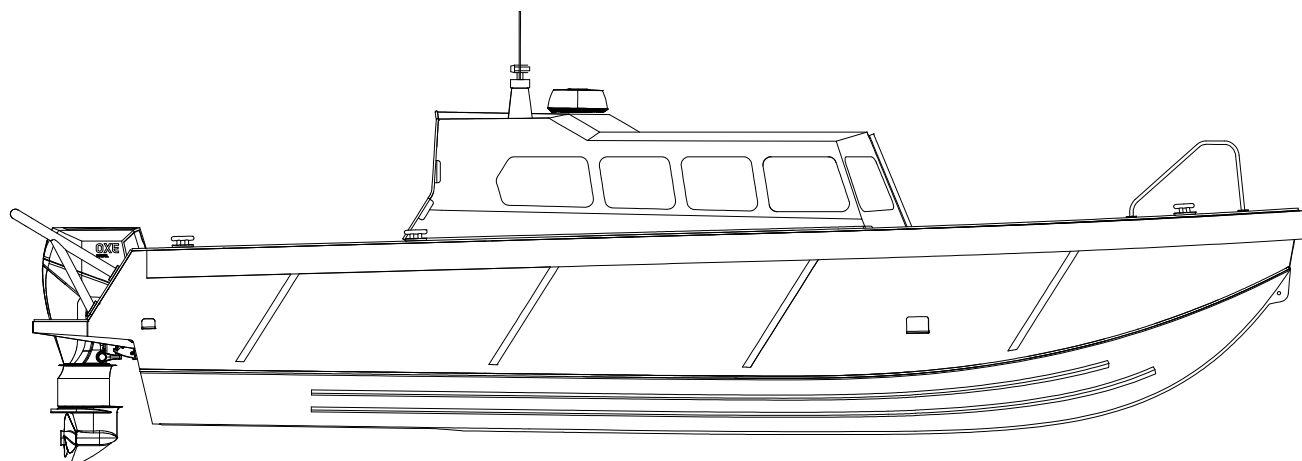
The RBC 1200 is our largest cabin workboat. Our customers use this 12 metre cabin workboat as a pilot boat, patrolling and crew tendering. The unsinkable HDPE hull has a flexible layout to accommodate all your requirements: dive door, push bow, towing bit etc. The boat can be equipped with all modern navigation and communication equipment and fits up to 12 suspensions seats.



Scan and configure your own boat

Layout	Cabin
Task	Pilot boat
LOA	11.95 m
BOA	3.40 m
Draft	0.50
Weigt	7500 kg
Payload kg	1500 kg
Engine	2
Propulsion	Outboard
Fuel	Gasoline or diesel
Power	2 x 1000 hp (1500 kg)
Tank liter	2 x 800 liter
Speed	34 knots
Range nm	200 nm
Seats (opt)	12

RBC 1200 Pilot boat



twin waterjet propulsion

WORKSHOP/SHOWROOM

Schelphoek 115
1621 MK Hoor
The Netherlands

TIDEMANSBOATS.COM

+31 229 245 999
+31 6 29 20 05 17
info@tidemanboats.com

