




RBC 900


Patrol, crew tender



The RBC 900 is our midsize cabin workboat. Our customers use this 9 metre workboat for dive support, surveying, patrolling and crew tendering. The unsinkable HDPE hull has a flexible layout to accommodate all your requirements: dive door, push bow, towing bollard etc. The boat can be equipped with all modern navigation and communication equipment and is fully trailerable.

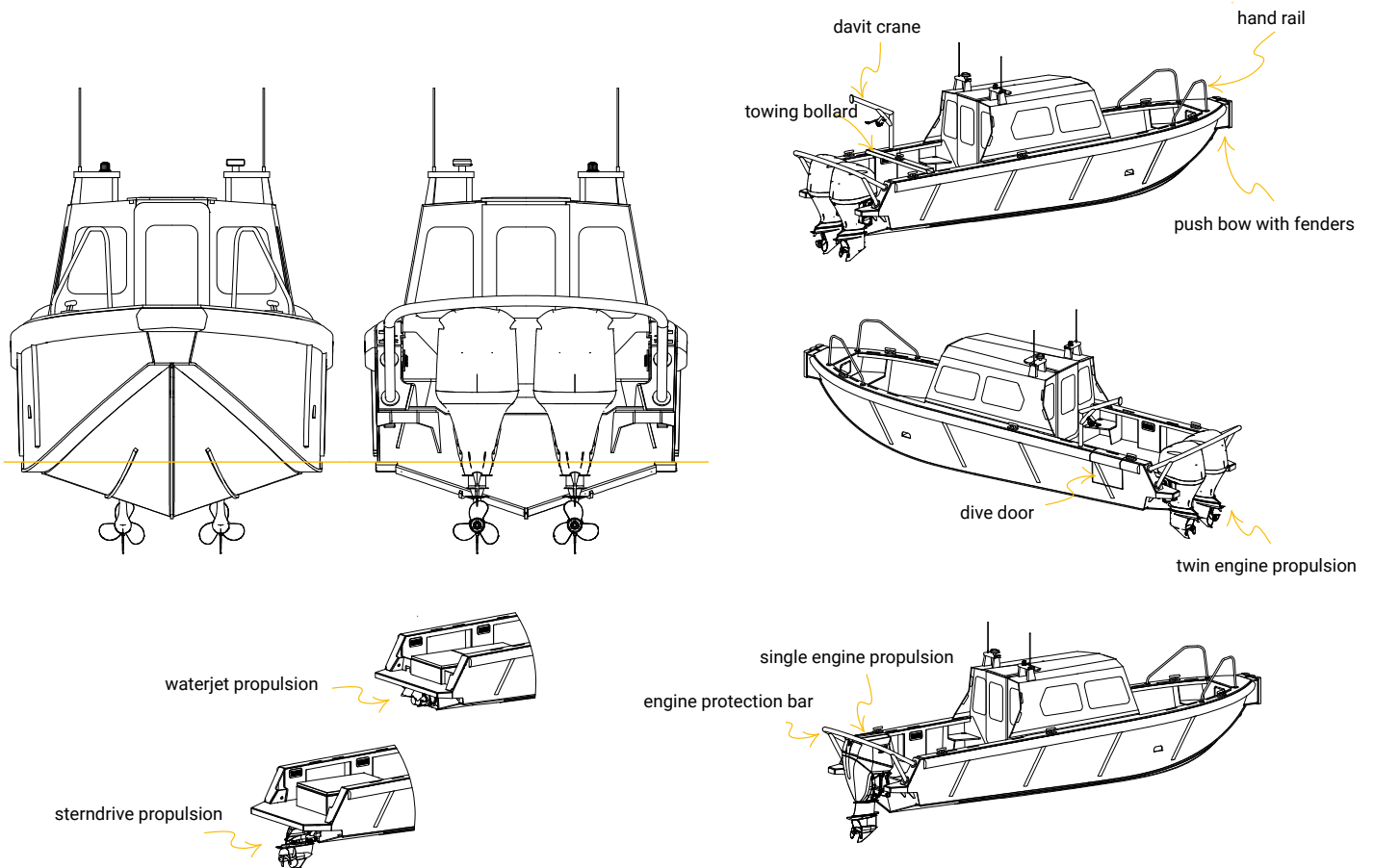
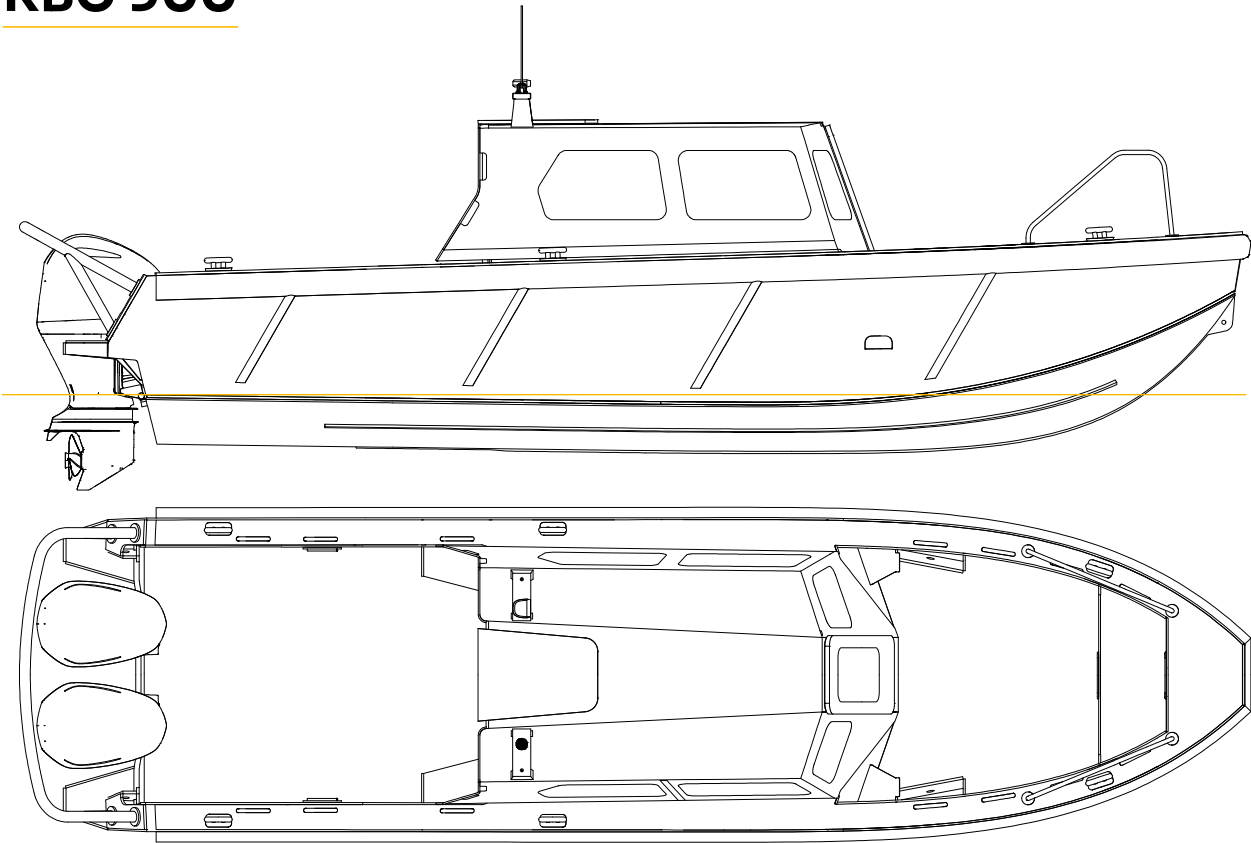


Layout	Cabin
Task	Patrol, crew tender
LOA	8.70 m
BOA	2.50 m
Draft	0.30 m
Weight	2800 kg
Payload kg	1200 kg
Engine	1 or 2
Propulsion	Outboard/waterjet/sterndrive
Fuel	Gasonline or diesel
Power	Max 2 x 200 hp
Tank	2 x 240 liter
Speed	45 knots
Range	400 nm (diesel)
Seats (opt)	2 - 6
Transport	Trailerable
Transport	Fits in 40ft high cube container



Scan and configure your own boat

RBC 900



WORKSHOP/SHOWROOM
Schelphoek 115
1621 MK Hoorn
The Netherlands

TIDEMANBOATS.COM
+31 229 245 999
+31 6 29 20 05 17
info@tidemanboats.com

